



Volume 3, June, 2022

THE NEW EDITION

20 / 20  
21 / 23

THE NEW EDITION

20 / 20  
21 / 23



NEWMIKA

THE NEW EDITION













20 / 20  
21 / 23




**N**





[www.newmika.com](http://www.newmika.com)

# CONTENTS

CONTENTS

											
01	09	15	29	37	45	55	63	71	79	89	
SUPERMAR	RASO	HYBRID NOVEL GLOSS	NORDIC	HONEY TONES	RUSTICS	TRADITION	COUNTRY LOOK	TROPICAL	CITY SCAPE	HORIZONTALS	

		
93	95	103
DIGITAL HD	MINERALS & METALS	TEXTILES & GEOMETRICS

			
109	111	113	122
CHALK & MARKER GRADE	UNICORE	SOLIDS	TECHNICALS

CONTENTS

# SUPERMAR




## FEEL THE POWER OF GLOSS

SuperMAR from NewMika laminates has a gloss like no other. Its superior glossy finish looks good anywhere, and its exceptional wear resistance property ensures nothing mars the gloss of SuperMAR.

- Superior Gloss finish
- Superior Wear Resistance
- Apt for Horizontal applications

# Solid




3543 SMR Roseate

NEW P18

3544 SMR Pretty Pink

NEW P18




3541 SMR Flamingo

NEW P18 E



3634 SMR Black Current

NEW P18 E



3613 SMR  
Sunset

NEW P18 E

3605 SMR  
Tucson Gold


NEW P18 E

3621 SMR  
Coral

NEW P18 E

3622 SMR  
Red Flame

NEW P18 E



3571 SMR  
Cascade Green

NEW P18 E




3577 SMR  
Green Tea

NEW P18 E



3540 SMR  
Aquatika

NEW P18 E



3569 SMR  
Castleton Green

NEW P18 E



3587 SMR  
Lapis Blue

NEW P18 E



3586 SMR  
Blue

NEW P18 E



3623 SMR  
Popping Ruby

NEW P18 E



3646 SMR  
Black

NEW P18 E

1	A 	B 	C 	D 
	<b>3503 SMR</b> Pearl White NEW P18 E	<b>3502 SMR</b> Satin White NEW P18 E	<b>3511 SMR</b> Orchid NEW P18 E	<b>3526 SMR</b> Porcelain NEW P18 E
2				
	<b>3521 SMR</b> Khaki NEW P18 E	<b>3561 SMR</b> Grey Out NEW P18 E	<b>3649 SMR</b> Brew NEW P18 E	<b>3711 SMR</b> Beaver NEW P18 E
3				
	<b>3551 SMR</b> Silver NEW P18 E	<b>3553 SMR</b> Nickel Grey NEW P18 E	<b>3563 SMR</b> Porpoise Grey NEW P18 E	<b>3564 SMR</b> Fossil Grey NEW P18 E

1	A 	C 
	<b>3742 SMR</b> Pietra-Balsam Brown NEW P18 E	<b>3744 SMR</b> Pietra-Cave Grey NEW P18 E

A



3959 SMR Oak Stroll

NEW P18 E



B



3121 SMR Striped Pine

NEW P18 E



A



3255 SMR Catania Oak

NEW P18 E



B



3252 SMR Venas

NEW P18 E



C



3067 SMR Seattle Maple

NEW P18 E



# Woodgrain

SUPERMAR

SUPERMAR

2



3965 SMR Grey Cereza

NEW P18 E



3



3257 SMR Sonora Hickory

NEW P18 E



3221 SMR Polished Wood

NEW P18 E



# RASO



3742 RSO


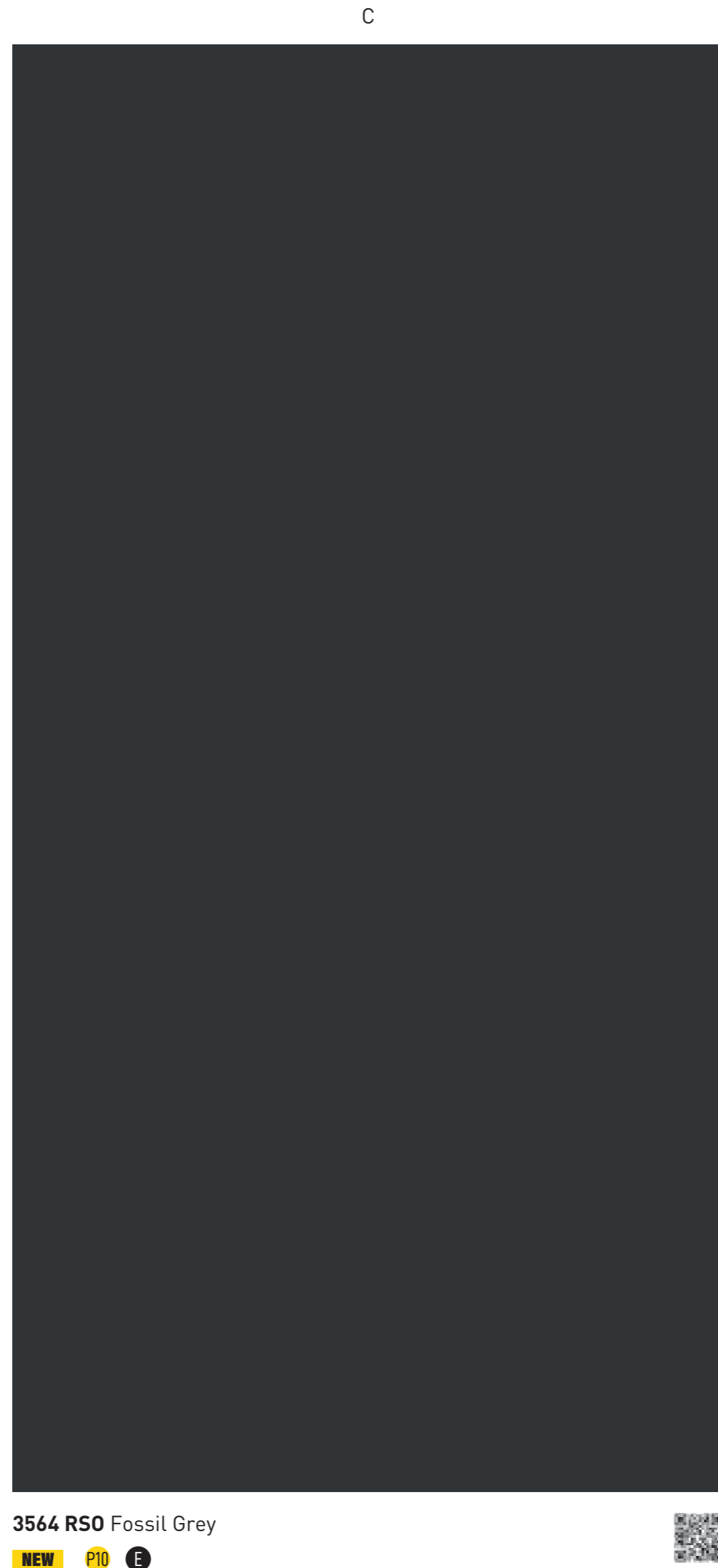



Experience the smooth side of life with Raso – a collection of soft-to-touch, satin-finished laminates. They are available in an array of colours to seamlessly blend with any décor you have in mind whilst adding an alluring charm to the space.





# Solid



A



3254 RSO Kirkwall Oak

NEW P10 E



B



3255 RSO Catania Oak

NEW P10 E



A




3744 RSO Pietra-Cave Grey

NEW P10 E




B



3741 RSO Pietra-Moon White

NEW P10 E



3742 RSO Pietra-Balsam Brown

NEW P10 E



3743 RSO Pietra-Millet Brown

NEW P10 E



1

# Woodgrain

2



3206 RSO Cherry Lustre

NEW P10 E



RASO


RASO

# HYBRID NOVEL GLOSS




Smooth. Shiny. Reflective. The All-New Hybrid Novel Gloss Collection will eliminate any dull moment in your life. They add a dash of gloss to the classic grace of wood, abstract and solid colours to instantly brighten up your space and reflect your true style.

- Super Gloss
- Super Scratch Resistant
- Super Abrasion Resistant
- Super Stain Resistant



1  
**3502 NGL** Satin White **P6 E**  
**3515 NGL** Royal Ivory **P6 E**  
**3521 NGL** Khaki **P6 E**  
**3711 NGL** Beaver **P6 E**



1  
**3613 NGL** Sunset **P6 E**  
**3615 NGL** Citrus **P6 E**  
**3542 NGL** Petal Pink **NEW P6 E**  
**3622 NGL** Red Flame **P6 E**




2  
**3501 NGL** White **P6 E**  
**3562 NGL** Pearly Mist **NEW P6 E**



2  
**3605 NGL** Tucson Gold **NEW P6 E**  
**3634 NGL** Black Current **P6 E**



3  
**3561 NGL** Grey Out **P6 E**  
**3651 NGL** Clay **P6 E**  
**3564 NGL** Fossil Grey **P6 E**  
**3646 NGL** Black **P6 E**



3  
**3580 NGL** Fresh Green **NEW P6 E**  
**3572 NGL** Cyan **P6 E**  
**3540 NGL** Aquatica **NEW P6 E**  
**3587 NGL** Lapis Blue **P6 E**

NOTE : Designs mentioned with NGL code , i.e , Novel Gloss Finish, are recommended for vertical application and provided with peel coat



A

1

5982 NGL Speckled Orchoid

P6 E



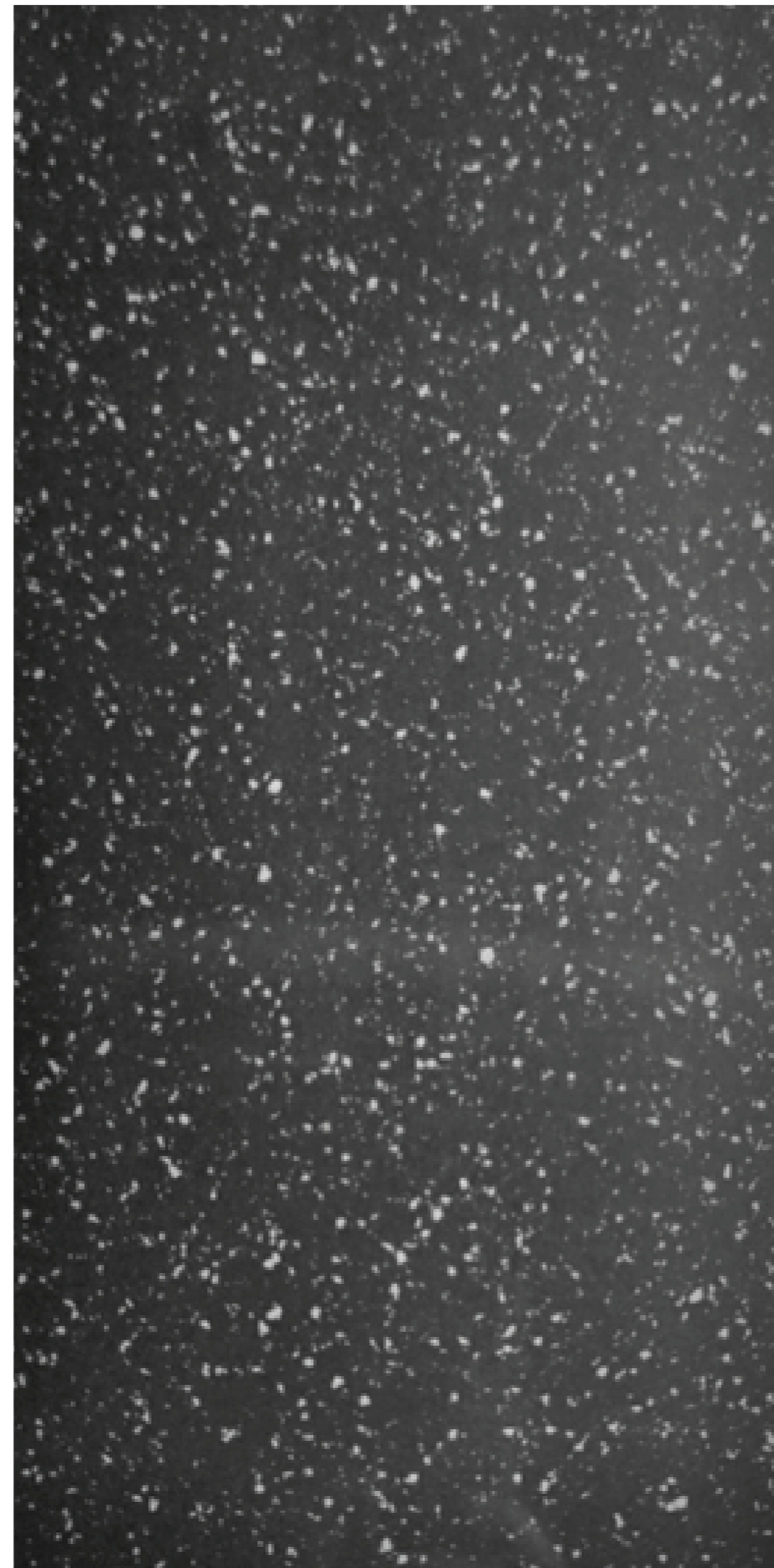
# Abstract



2

5977 NGL Somber Motley

P6 E



B

5974 NGL Night Starz

P6 E



A

1

2

3

3795 NGL California Jeans

P6 E



B

3784 NGL Interlock White


P6 E



C

3785 NGL Interlock Olive

P6 E




3827 NGL Star Dust

P6 E



3829 NGL Inky Night

P6 E



3828 NGL Midnight Glamour

P6 E



A



1

2

3

3788 NGL Atlantis

P6 E



B



3793 NGL Sheer Concrete

P6 E



3794 NGL Concrete Raven

P6 E



3777 NGL Classic Marble

P6 E



A



1

2


3

3744 NGL Pietra-Cave Grey

NEW P10 E



B




3741 NGL Pietra-Moon White

NEW P10 E



3742 NGL Pietra-Balsam Brown

NEW P10 E



3743 NGL Peitra-Millet Brown

NEW P10 E



# Woodgrain

A



1

3156 NGL Balsam Teak

P6 E



B



1

2

3

3068 NGL Light Figd. Wood

P6 E



A



3248 NGL Lakari Natural

P6 E



B



3309 NGL Ceruse Wood

P6 E



3296 NGL Summer Walnut

P6 E



3129 NGL Canterbury Pine

P6 E



A



1

2


3

3399 NGL Rockwood

P6 E



B



3932 NGL Brun Larice

P6 E



3335 NGL Plush Wood

P6 E



3289 NGL Tranquility

P6 E



A



1

2

3

3292 NGL Walnut Warmth

P6 E



B



3322 NGL Clement Nut

P6 E



3206 NGL Cherry Lustre

P6 E



3095 NGL Copper Tone

P6 E



C



3355 NGL Sapele Exotic

P6 E





A



1

2

3

3287 NGL Fine Walnut

P6 E



B



3290 NGL Winter Walnut

P6 E



3069 NGL Dark Figd. Wood

P6 E



3934 NGL Espresso Larice

P6 E



A



1

3249 NGL Lakari Grey

P6 E



B



3338 NGL Indigo Elm

P6 E



2

3357 NGL Zingled Zebrano

P6 E



3

3398 NGL Gold Flash

P6 E



C



3403 NGL Panthera

NEW P10



# NORDIC



This colour palette is inspired from Scandinavian design principle. It incorporates light, clear and soft wood including maples, ashes, walnuts and oaks. Scandinavian design is characterized by a minimal, clean approach that seeks to combine functionality with beauty. Its focus is on simple lines and light spaces, devoid of clutter.

A

B



3366 SUD Dainty Elm

E



C



3366 CFD Dainty Elm

NEW P10 E



A



3121 SUD Striped Pine

E



B



3294 SUD Sunbleached Walnut

E



# Woodgrain

NORDIC

NORDIC

2



3264 SUD Fair Play

E



3264 MTS Fair Play

P6 E





A

3301 SUD Summer Ash

E



B

3331 CHW Virgin Elm

P8 E



A

3931 REL Siberian Larice

P14 E



B

3931 RBK Siberian Larice

P10 E



3223 SUD Vetican Oak

E



3223 PGR Vetican Oak

P10 E



A



3056 SUD Ample Maple

E



B



3248 SUD Lakari Natural

E



A



3231 SUD White Oak

E



B



3296 SUD Summer Walnut

E



# HONEY TONES

3224 SUD



A warm and elegant atmosphere created with this group of neutral woodgrain, is just right for both residential & commercial spaces. With some contrasts in colours and textures, you'll be able to achieve a perfect balance of class and calmness for your space.

# Woodgrain

A



3056 BHW Ample Maple

P10 E



B



3057 SUD Natural Maple

E



C



3064 SUD Amero Maple

E



A



3062 SUD Alberta Maple

E



B



3032 SUD Fawned Rosewood

E



C



3013 SUD Bavarian Beech

E



3142 SUD Select Anegre

E



2



3172 SUD Oriental Pear

E



3



3281 SUD Mocha Walnut

E



A

B

A

B



1

1

2

2

3

3

3285 SUD Walnut Glow

E



3011 SUD Precious Beech

E



3285 CHW Walnut Glow

PB E



3014 SUD Blended Beech

E



3309 SUD Ceruse Wood

E



3012 SUD Intal Beech

E



3153 SUD Tropical Teak

E





A



3285 BRS Walnut Glow

NEW P10 E



B



3309 BHW Ceruse Wood

P10 E



A



3254 CFD Kirkwall Oak

NEW P14 E



B



3254 SUD Kirkwall Oak

NEW P4 E



3302 SUD Roasted Ash

E



3123 SUD Wellington Douglas Pine

E



# RUSTICS

3934 REL



This colour palette is created to give bold and distressed character for the interior spaces. Team them with light stones and brush metals to create a décor which is both classic and contemporary.

A



1

3250 SUD Sandrift Oak

E



B



1

2

3

A



B



3094 SUD Renewal Oak

E



3094 SPC Renewal Oak

P6

E



3256 SUD Barista Oak

NEW

P4

E



RUSTICS

# Woodgrain

2



3250 ATN Sandrift Oak

P10

E



3094 BRS Renewal Oak

NEW

P10

E



3256 CFD Barista Oak

NEW

P14

E



RUSTICS



A

1

3373 SUD Hush Sucupira

E



B

3373 RBK Hush Sucupira

P10

E



2

3245 SUD Oak Solace

E



3

3298 SUD Ambassador

E



C

3259 SUD Amalfi Oak

NEW

P4

E



A

1

2

3

3298 ATN Ambassador

P10

E



B

3289 SPC Tranquility

P6

E



3226 BHW Sumac Oak

P10

E



3292 SPC Walnut Warmth

P6

E





A

1

2

3

3253 BRS Amberes  
NEW P14 E



B

3253 SUD Amberes

NEW P4 E



C

3278 PGR Walnut Crust

P10 E



3287 CHW Fine Walnut

P8 E



3287 RBK Fine Walnut

P10 E



A

1

3095 SUD Copper Tone

E



2

3290 SUD Winter Walnut

E



3

3290 SPC Winter Walnut

P6 E



B

3247 SUD Coarse Oak

E





A

3333 CHW Novel Elm  
P8 E



B

3934 REL Espresso Larice  
P14 E



A

3288 RBK Wild Walnut  
P10 E



B

3221 PGR Polished Wood  
P10 E



2

3288 CHW Wild Walnut  
P8 E



3

3374 RBK Absolute Sucupira  
P10 E



C

3067 BHW Seattle Maple  
P10 E



You can never go wrong with the authentic and evergreen looks of this colour palette. The medium tone woods from the walnut family churn out everlasting and classic tales that will create traditional look for the spaces.

A



3066 SUD Tacoma Maple

E



B



3161 PGR Fine Teak

P10 E



A



3162 CHW Pure Teak

P8 E



B



3232 SUD American Oak

E



2



3161 SUD Fine Teak

E



2



3154 SUD Dahat Teak

E



3



3066 RBK Tacoma Maple

P10 E



3162 SUD Pure Teak

E



3



3081 SUD Chronic Oak

E



# Woodgrain

TRADITION

TRADITION



A



3151 SUD Nayana Teak

E



B



3205 CFD Cherry Rain

NEW P10 E



A



3365 BRS Nicewood Sheen

NEW P10 E



B



3365 SUD Nicewood Sheen

E



1

2

3

TRADITION

1

2

3

TRADITION

A



1

3360 SUD Tawny Mahogany

E



B



2

3278 SUD Walnut Crust

E



3

3034 SUD Blushing Rosewood

E



3287 SUD Fine Walnut

E



A



1

3164 SUD Brewed Teak

E



B



3288 SUD Wild Walnut

E



# COUNTRY LOOK

3401 SUD



A rough and raw atmosphere created with this group of scarved and washed out woods. Mainly devoted to oaks, this family will match with rough stones and oxidation effects. These designs create balance by creating an aesthetically pleasing interiors.

A



1

3321 SUD Blanched Nut

E



B



1

2

3

A



3394 SUD Country Blend

E



B



3307 CHW Crude Ash

PB E



3246 SUD Divine Oak

E



3206 SUD Cherry Lustre

E



COUNTRY LOOK

# Woodgrain

2



3306 CHW Chafed Ash

PB E



3399 SUD Rockwood

E



COUNTRY LOOK

A



3297 SUD Sepia Walnut

E



B



3322 CHW Clement Nut

P8 E



A



3933 REL Russet Larice

P14 E



B



3933 PGR Russet Larice

P10 E



3382 RBK Raw Teak

P10 E



3382 SUD Raw Teak

E



A



3401 SUD Figura Glow

NEW P4 E



B



3402 SUD Figura Hues

NEW P4 E



A



3390 SUD Native Planks

E



B




3129 SUD Canterbury Pine

E



3356 SUD Zebrano-Light

E



3357 SUD Zingled Zebrano

E





This colour palette consists of wide array of striking designs. When these are synchronised with spectacular marbles and metals specially the brush brass, they create natural and exotic interior spaces.

A



3257 SUD Sonora Hickory

NEW P4 E



B



3257 CFD Sonora Hickory

NEW P14 E



A



3335 SUD Plush Wood

E



B



3286 SUD Walnut Wool

E



1



3289 SUD Tranquility

E



2



3277 SUD Wanton Walnut

E



3

# Woodgrain

1

2



3204 SUD Spice Cherry

E





A



1

3155 SUD Wild Teak

E



B



2

3337 SUD Seasons

E



3

3292 SUD Walnut Warmth

E



3163 SUD Favored Teak

E



A



1

2

3

3295 BHW Brunette Walnut

P10 E



B



3295 SUD Brunette Walnut

E



3164 RBK Brewed Teak

P10 E



3395 SUD Urban Blend

E



TROPICAL

TROPICAL

A

B



3336 SUD Cult Wood

E



C



3221 BRS Polished Wood

NEW P10 E



A



3083 SUD Charred Oak

E



3009 SUD Chocolate Beech

E



3



3221 SUD Polished Wood

E



1



3255 CFD Catania Oak

NEW P14 E



B



3902 SUD Mali Wenge

E



C



3261 SUD Classique Wenge

E



2



3374 SUD Absolute Sucupira

E



3



3255 SUD Catania Oak

NEW P4 E



TROPICAL

TROPICAL

# CITY SCAPE

3258 SUD



With a coherent harmony of grey and black tones, this palette represents a strong urban character. Perfect in contrast with white stones and metal effects, it will set a theatrical mood for living spaces.

A



1

3156 SUD Balsam Teak

E



B



1

2

3

A



B



3334 SUD Wood Aglow

E



3332 CHW Swiss Elm

P8

E



3226 SUD Sumac Oak

E



# Woodgrain

2



3156 ATN Balsam Teak

P10

E



3304 SUD Elite Ash

E



3932 REL Brun Larice

P14

E



A



1

3376 SUD Bookmatch Shadows

E



B



3293 SUD Noce

E



A



1

3284 SUD Autumn Walnut

E



B



3067 SUD Seattle Maple

E



2

3376 SPC Bookmatch Shadows

P6 E



3

3249 SUD lakari Grey

E



2

3233 SUD Sere Oak

E



3

3228 SUD Cocoa Oak

E



A



1

2


3

3252 BRS Venas

NEW P14 E



B



3252 SUD Venas

NEW P4 E



3375 SUD Bookmatch Greige

E



3375 SPC Bookmatch Greige

P6 E



A



1

2

3

3260 CFD Patinato Oak

NEW P14 E



B




3260 SUD Patinato Oak

NEW P4 E



3305 SUD Dim Ash

E



3267 SUD Swanky Woods

E



3267 MTS Swanky Woods

P6 E



A



1

3310 SUD Ceruse Grey

E



B



3033 BRS Ashen Rosewood

NEW P10 E



A



1

3258 SUD Ronan Oak

NEW P4 E



B




3403 SUD Panthera

NEW P4 E



# HORIZONTALS

3962 SUD



This collection offers a wide range of horizontal decors specially curated for interior spaces like reception, office furniture, door, wall panelling etc. Horizontal lines create sense of security and relaxation by grounding the space. They create length to make a narrow space look longer and wider.



# Woodgrain

A

B



3963 SUD Scandic Cereza

NEW P4 E



C



3964 SUD Amber Cereza

NEW P4 E



A

B



3961 SUD SEPIA WALNUT YOKO

E



2



3959 SUD Oak Stroll

E



3



3962 SUD Brunette Walnut Yoko

E



3965 SUD Grey Cereza

NEW P4 E



# DIGITAL HD



Scan the QR code  
To view the Digital collection

Every space should be true to its master. With that in mind, we created the Digital HD collection that gives you a chance to personalise your space. Share an image of your liking, and we'll print them on a laminate of any size and colour you require.

# MINERALS & METAL

3788 MAT



A selection of mineral structures, from marbles to terrazzo's, in harmony with the woodgrain collection that lend elegance and style to every surface. These beautiful designs with a touch of subtleness stand in harmony and can be used for both vertical and horizontal applications.

A



1

3777 SUD Classic Marble

E



B



# Abstract

2



3788 MAT Atlantis

E




3777 ROK Classic Marble

NEW P6 E



A



1

3796 ROK Belmont Nuvolento

NEW P10 E



B



3797 ROK Grey Nuvolento

NEW P10 E



A



3741 ROK Pietra-Moon White

NEW P10 E



B



3744 ROK Pietra-Cave Grey

NEW P10 E



A




3742 ROK Pietra-Balsam Brown

NEW P10 E




B



3743 ROK Peitra-Millet Brown

NEW P10 E






3793 SBF Sheer Concrete  
P6 E



3793 CQT Sheer Concrete  
P6 E



3794 SBF Concrete Raven  
P6 E



3794 CQT Concrete Raven  
P6 E



3561 CST Grey Out  
P6 E



3564 CST Fossil Grey  
P6 E



3502 MTS Satin White  
P6 E



3646 MTS Black  
P6 E



3991 XMT Silver Leaf  
E



# Abstract

# TEXTILES & GEOMETRICS



A collection of abstract art and geometry, with its seemingly random placement of shapes in décor. Geometric and textile patterns decorate home interiors in many ways, shapes, sizes and hues. Application of these motifs bring interesting fun element to the interior spaces.

A



3778 SBF Zulfa White

P6 E



B



3786 SBF Boucle Natural


P6 E



C

1

A



3781 SUD Sileti Cloth

NEW E



B



3782 KHD Ecrú Cloth

P6 E



C



3782 SUD Ecrú Cloth

NEW E



TEXTILE

# Abstract

2



3787 SBF Boucle Storm

P6 E



2



3781 KHD Sileti Cloth

P6 E



3780 KHD Halaka Cloth

P6 E



3780 SUD Halaka Cloth

NEW E



TEXTILE

3



3779 SBF Zulfa Grey

P6 E



3784 SUD Interlock White

E



3785 SUD Interlock Olive

E



3



3783 KHD Bhura Cloth

P6 E




3783 SUD Bhura Cloth

NEW E





A



1

3503 CQT Pearl White

P6 E



B



# Abstract

W GEOMETRICS

2



3646 CQT Black

P6 E



3623 CQT Popping Ruby

P6 E



A



1

3523 CQT Barley Pop

P6 E



B



3711 CQT Beaver

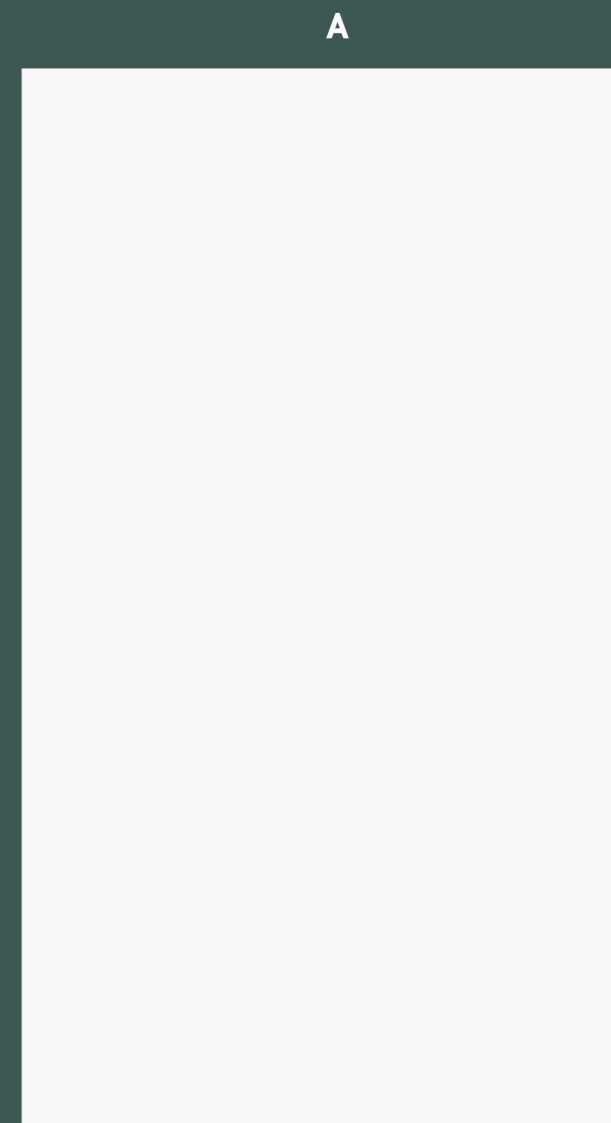
P6 E



W GEOMETRICS

# CHALK & MARKER

3597 CGD



3501 MGD White  
P6 E



3597 CGD Avocado Green  
P6 E















3646 CGD Black  
P6 E



Forget the old and messy world of blackboards and experience the new and dynamic way of learning. Both chalk and marker work on these easy-to-maintain surfaces very smoothly, leaving no ghost-effect when wiped and no more teeth-clenching screeching noises of chalk on boards.

# UNICORE

UNICORE

	A	B	C	D	E	F
1						
	93504 SUD Simply White	93511 SUD Orchid <b>NEW</b>	93613 SUD Sunset <b>NEW</b>	93615 SUD Citrus <b>NEW</b>	93622 SUD Red Flame <b>NEW</b>	93646 SUD Black
2						
	93504 NGL Simply White	93511 NGL Orchid <b>NEW</b>	93613 NGL Sunset <b>NEW</b>	93615 NGL Citrus <b>NEW</b>	93622 NGL Red Flame <b>NEW</b>	93646 NGL Black

[Available in 1mm thickness]



When the core matches the outer surface, you get stunning solid coloured surface throughout. They make for seamless spaces that are beautiful to look at, easy-to-maintain, and resistant to bacteria.

UNICORE

# SOLID



There is something exquisite in single solid colour gracing a space. And that's why this collection is made of solid colours inspired by the vibrant shades of nature. They range from lush green pastures and heart-warming sunsets to popping rubies and wild lilacs to transport you to a world that's close to nature and away from chaos.



A

3503 PWD Pearl White


P8 E



B

3515 PWD Royal Ivory

P8 E



C

3582 PWD Lush Green

P8 E



# Solid



2

3563 PWD Porpoise Grey

P8 E



3

3646 PWD Black

P8 E



3564 BRS Fossil Grey

NEW P10 E



A

3646 CFD Black

NEW P10 E



B

3646 ROK Black

NEW P6 E



	A	B	C	D	E
1					
	<b>3501 SUD</b> White E	<b>3503 SUD</b> Pearl White E	<b>3504 SUD</b> Simply White E	<b>3502 SUD</b> Satin White E	<b>3526 SUD</b> Porcelain E
2					
	<b>3511 SUD</b> Orchid E	<b>3515 SUD</b> Royal Ivory E	<b>3516 SUD</b> Vanilla E	<b>3521 SUD</b> Khaki E	<b>3525 SUD</b> Clear Sand E
3					
	<b>3524 SUD</b> Earthen Touch E	<b>3512 SUD</b> Crème E	<b>3522 SUD</b> Cookie Brown E	<b>3523 SUD</b> Barley Pop E	<b>3605 SUD</b> Tucson Gold NEW E
4					
	<b>3551 SUD</b> Silver E	<b>3562 SUD</b> Pearly Mist E	<b>3527 SUD</b> Ginger Root NEW E	<b>3561 SUD</b> Grey Out E	<b>3649 SUD</b> Brew E
5					
	<b>3553 SUD</b> Nickel Grey E	<b>3652 SUD</b> Taupe E	<b>3563 SUD</b> Porpoise Grey E	<b>3651 SUD</b> Clay E	<b>3711 SUD</b> Beaver E
6					
	<b>3559 SUD</b> Platinum E	<b>3560 SUD</b> Fashion Grey E	<b>3564 SUD</b> Fossil Grey E	<b>3646 SUD</b> Black E	<b>3586 SUD</b> Blue E

	A	B	C	D	E
1					
	<b>3541 SUD</b> Flamingo E	<b>3543 SUD</b> Roseate E	<b>3544 SUD</b> Pretty Pink E	<b>3633 SUD</b> Wild Lilac E	<b>3634 SUD</b> Black Current E
2					
	<b>3542 SUD</b> Petal Pink E	<b>3622 SUD</b> Red Flame E	<b>3621 SUD</b> Coral NEW E	<b>3623 SUD</b> Popping Ruby E	<b>3653 SUD</b> Amber E
3					
	<b>3613 SUD</b> Sunset E	<b>3612 SUD</b> Fiesta E	<b>3615 SUD</b> Citrus E	<b>3614 SUD</b> Orange Shorbet E	<b>3611 SUD</b> Siena E
4					
	<b>3603 SUD</b> Lemon Peel E	<b>3602 SUD</b> Candle Light E	<b>3576 SUD</b> Soft Fern E	<b>3580 SUD</b> Fresh Green E	<b>3583 SUD</b> French Green E
5					
	<b>3570 SUD</b> Celeste E	<b>3577 SUD</b> Green Tea E	<b>3572 SUD</b> Cyan E	<b>3582 SUD</b> Lush Green E	<b>3571 SUD</b> Cascade Green E
6					
	<b>3593 SUD</b> Inky Blue E	<b>3595 SUD</b> Corn Flower E	<b>3596 SUD</b> Columbine E	<b>3569 SUD</b> Castleton Green E	<b>3585 SUD</b> Verde E
7					
	<b>3631 SUD</b> Aster E	<b>3594 SUD</b> Amethyst E	<b>3587 SUD</b> Lapis Blue E	<b>3540 SUD</b> Aquatica NEW E	



ATN	Atune	Novel Gloss	NGL
BHW	Brushwood	Pure Grain	PGR
BRS	Brisk <b>NEW</b>	Painted Wood	PWD
CFD	Chamfered Wood <b>NEW</b>	Raw Bark	RBK
CGD	Chalk Grade	Re : Larix	REL
CHW	Chiseled Wood	Rocka <b>NEW</b>	ROK
CQT	Classic Quilted	Raso <b>NEW</b>	RSO
CST	Cleaved Stone	SuperMar <b>NEW</b>	SMR
KHD	Khadi	Soft Buff	SBF
MAT	Matt	Simpatico	SPC
MGD	Marker Grade	Suede	SUD
MTS	Meta Spell	Zero Reflection	XMT

## OFFERED FINISHES

Whereas, the products are manufactured to exacting standards, the nature of the application procedure is beyond our control. While we are pleased to offer advice, we cannot guarantee the finishing results or accept liability for it. All information is provided in good faith but without warranty expressed or implied. The liability of the company is limited to replacement of defective goods only. It is therefore necessary that prior to any commercial use you should conduct your own tests to evaluate efficacy of the product under the particular condition for its intended use.

S.NO	PERFORMANCE CHARACTERISTIC	REQUIREMENTS* <small>AS PER IS 2046 : 1995</small>	NEWMIKA VALUES
<b>1</b>	<b>DIMENSIONAL PROPERTIES</b>		
	Length X Width [ 2440 x 1220 ] mm	+ 10 , - Nil	Conforms
	Thickness	1.0 ± 0.10	Conforms
	Squareness , mm / Mtr	1.5 mm, max	Conforms
	Straightness of edges, mm/Mtr	1.5 mm , max	Conforms
<b>2</b>	<b>RESISTANCE TO DRY HEAT AT 180 °C</b>		
		Not worse than Grade 4	Conforms
<b>3</b>	<b>RESISTANCE TO SURFACE WEAR, REVOLUTIONS</b>		
		350 [ Min. ]	Conforms
<b>4</b>	<b>RESISTANCE TO IMMERSION IN BOILING WATER</b>		
	[ a ] Mass increase , %	10.0 [ Max. ]	Conforms
	[ b ] Thickness increase , %	11.8 [ Max. ]	Conforms
	[ c ] Appearance	Not worse than Grade 4	Conforms
<b>5</b>	<b>DIMENSIONAL STABILITY AT DEVIATED TEMPERATURE</b>		
	Longitudinal	0.55 % [ Max. ]	Conforms
	Transverse	1.05 % [ Max. ]	Conforms
<b>6</b>	<b>RESISTANCE TO IMPACT BY SMALL DIAMETER BALL , LOAD</b>		
		20 N [ Min ]	Conforms
<b>7</b>	<b>RESISTANCE TO COLOR CHANGE</b>		
	In Xenon Arc Light	Not worse than Grade 6	Conforms
<b>8</b>	<b>RESISTANCE TO CRACKING</b>		
		Not worse than Grade 4	Conforms
<b>9</b>	<b>RESISTANCE TO SCRATCH</b>		
		2.0	Conforms
<b>10</b>	<b>RESISTANCE TO STAIN</b>		
		Not worse than Grade 5	Conforms
<b>11</b>	<b>RESISTANCE TO CIGARETTE BURNS</b>		
		Not worse than Grade 3	Conforms
<b>12</b>	<b>RESISTANCE TO STEAM</b>		
		Not worse than Grade 4	Conforms
<b>13</b>	<b>DENSITY [ Kg / m3 ]</b>		
		1360 - 1400	Conforms

**CORPORATE OFFICE**  
Greenlam Industries Limited  
2nd Floor, West Wing, World Mark 1,  
Aerocity IGI Airport Hospitality District,  
New Delhi - 110037.  
Tel: +91-11-4279-1399  
Email: info@newmika.com  
Website: www.newmika.com

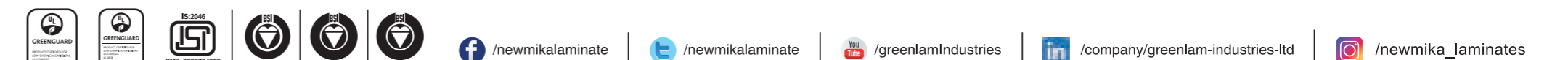
**GREENLAM EXPERIENCE CENTER**  
25/B, Shop No. E & F,  
Mirza Ghalib Road, Park Street,  
Opposite: Westside Mall, Kolkata - 700016.  
Contact no : - +91-98303-18020; +91-62921-26662  
Email: experiencecenter.kolkata@greenlam.com



SCAN THE QR CODE TO  
DOWNLOAD THE E-CATALOGUE

### BRANCH CONTACT DETAILS

**ANDAMAN & NICOBAR ISLANDS:** 98307 74004 | **ANDHRA PRADESH:** 96768 66523 | **BIHAR:** 97714 03348 | **CHANDIGARH:** 82849 02988 | **CHHATTISGARH:** 90386 80286 | **DELHI - NCR:** 97175 95726 | **GUJARAT:** 99099 83945  
**GUWAHATI:** 98310 55888 | **HARYANA:** 90015 55599 | **HIMACHAL PRADESH:** 9779423110 | **JAMMU KASHMIR & LADAKH:** 70870 21464 | **JHARKHAND:** 90310 02134 | **KARNATAKA:** 96868 61823 | **KERALA:** 97464 72855  
**MADHYA PRADESH:** 97525 93429 | **MAHARASHTRA & GOA:** 84079 70710 | **MUMBAI - THANE:** 72088 55885 | **NAGPUR:** 99229 91673 | **NORTH EAST:** 90386 80286 | **ORISSA:** 97770 93284 | **PUNE:** 99229 91673  
**PUNJAB:** 97794 23110 | **RAJASTHAN:** 90015 55599 | **RANCHI:** 97714 00438 | **SIKKIM:** 98307 74004 | **TAMIL NADU:** 95000 92471 | **TELANGANA:** 99895 02281 | **UTTAR PRADESH:** 90050 94737 | **UTTARAKHAND:** 90050 94737  
**WEST BENGAL:** 62922 46788



SMS <GREENLAM> 53030 TOLL-FREE No: 1800 833 0004  
NOT FOR SALE